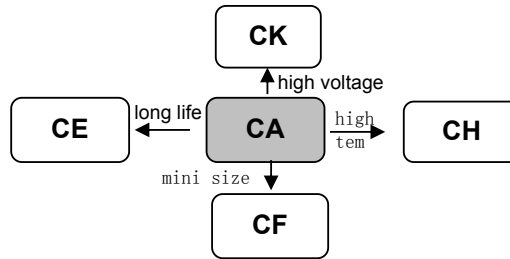


CA Series

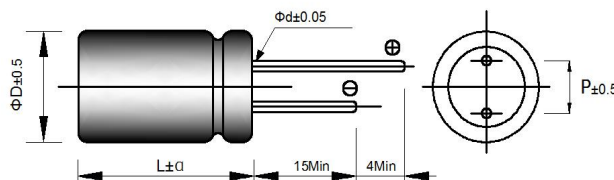
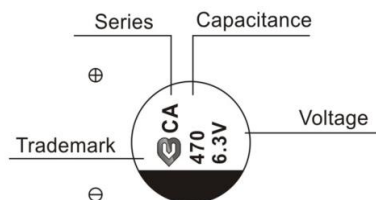
- Low impedance, high ripple current
- Load life of 3000 hours at 105°C
- RoHS Compliant



规格表 Specifications

项目 Items	特性参数 Characteristics		
使用温度范围 Category Temperature Range	-55 ~ +105°C		
额定工作电压范围 Rated Voltage Range	2.5 ~ 25V		
静电容量允许偏差 Capacitance tolerance	±20%(M) (at 20°C, 120Hz)		
漏电流 Leakage Current	施加额定工作电压2分钟后读数，小于或等于规格值 (20°C) $I \leq 0.15CV$ Less than or equal to the specified value. After 2 minute's applied for rated Voltage at 20°C		
损耗角正切值tanδ Dissipation Factor	Rated voltage (V)	2.5~25	(at 20°C, 120Hz)
	tanδ (Max.)	0.12	
温度特性 Low Temperature Characteristics (Max.Impedance Ratio)	Z(-25°C)/Z(+20°C)	≤ 1.25	(100KHz)
	Z(-55°C)/Z(+20°C)	≤ 1.25	
耐久性 Endurance	105°C施加额定工作电压3000小时，恢复到20°C后，产品性能应满足以下要求 The specifications listed below shall be met when the capacitors are restored to 20°C after the rated voltage is applied for 3000 hours at 105°C.		
	Appearance	No significant damage	
	Capacitance change	≤ ±20% of the initial value	
	D.F.(tanδ)	≤ 150% of the specified value	
	ESR	≤ 150% of the specified value	
耐湿负荷特性 Damp Heat (Steady State)	在60°C 温度，湿度90%~95%RH的环境中，施加额定电压1000小时后，恢复到20°C后，产品性能应满足以下要求 The specifications listed below shall be met when the capacitors are restored to 20°C after the rated voltage is applied for 1000 hours at 60°C, 90%~ 95% RH.		
	Appearance	No significant damage	
	Capacitance change	≤ ±20% of the initial value	
	D.F.(tanδ)	≤ 150% of the specified value	
	ESR	≤ 150% of the specified value	
浪涌电压特性 (Surge Voltage)	浪涌电压=额定电压* 1.15(V) Surge Voltage=Rated voltage * 1.15(V) 在105°C环境中，按充电30秒，放电5分30秒，连续施加浪涌电压1000次(Rc=1kΩ)，待恢复后测试，应满足以下要求 The capacitors shall be subjected to 1000 cycles each consisting of charge with the surge voltages specified at 105°C for 30 seconds through a protective resistor (Rc=1kΩ) and discharge for 5 minutes 30 seconds		
	Appearance	No significant damage	
	Capacitance change	≤ ±20% of the initial value	
	D.F.(tanδ)	≤ 150% of the specified value	
	ESR	≤ 150% of the specified value	
Leakage current	≤ The specified value		

外形图 Dimensions (mm)



ΦD	5	6.3	8	10
P	2	2.5	3.5	5
Φd	0.5	0.5	0.6	0.6
a	L<16mm: 1.0			
	L≥ 16mm: 2.0			

CA Series

◆ 尺寸与最大纹波电流一览表 Standard Ratings

Rated voltage (V)	Rated capacitance(uF)	Case size ΦD*L(mm)	ESR(mΩ) at 20°C, 100 KHz	Rated ripple current (mA _{rms} /105°C/100kHz)
2.5 (0E)	680	8*12	10	5330
	820	8*12	10	5330
	1500	10*12	10	5600
4 (0G)	560	8*12	10	5330
	1200	10*12	10	5600
6.3 (0J)	820	6.3*11	16	3500
	680	8*12	12	4820
	1000	8*12	12	4820
	820	10*12	10	5600
	1000	10*12	10	5400
	1500	10*12	10	5600
10 (1A)	330	6.3*11	16	2000
	560	8*12	12	4500
	1000	8*12	12	4500
	820	10*12	12	6100
	1000	10*12	12	6100
	1500	10*12	12	6100
16 (1C)	220	6.3*11	25	2500
	330	8*12	13	4800
	470	8*12	13	4800
	560	8*12	13	4800
	560	10*12	13	5250
	1000	10*12	13	5250
20 (1D)	100	8*12	30	2750
	150	10*12	25	2900
25 (1E)	82	5*11	55	1500
	150	6.3*11	55	1500
	47	8*12	24	2320
	68	8*12	24	3320
	270	8*12	15	4900
	330	10*12	15	4900
	470	10*12	15	4900

◆ 纹波电流修正系数 Rated Ripple Current Coefficient

频率 Frequency(Hz)	120Hz≤f<1kHz	1kHz≤f<10kHz	10kHz≤f<100kHz	100kHz≤f<500kHz
系数 Coefficient	0.05	0.30	0.70	1.00